



Ordos Technologies

EMC & Safety Test Laboratory

Test Report No. **Y4VAR225**

FOR:

Company Name : Vest tech UAS LLC.

Equipment Under Test: Laptop radiation Blocker.

August 2014

Total number of pages (including this page): 10

Table of Contents.

	Description	Page
1.	<u>General Information</u>	3
2.	<u>EUT. Performance Verification</u>	4
2.1.	<u>Product Description</u>	4
2.2.	<u>Tested Configuration</u>	4
2.3.	<u>List of Equipment used in the tests</u>	4
3.	<u>The global proliferation of wireless radiation is accelerating at an alarming speed</u>	5
4.	<u>Laptop Radiation test procedure</u>	5
5.	<u>Test procedure pictures</u>	6
6.	<u>Description of the Test Site</u>	7
7.	<u>List of Equipment used in Test</u>	7
8.	<u>Test results</u>	8
8.1.	<u>Electro-Magnetic test - Without the Laptop radiation Blocker</u> :	8
8.2.	<u>Electro-Magnetic test - With the Laptop radiation Blocker</u> :	8
8.3.	<u>Magnetic test - Without the Laptop radiation Blocker</u> :	9
8.4.	<u>Magnetic test - With the Laptop radiation Blocker</u> :	9
9.	<u>Conclusion</u>	10

1. General Information.

Applicant:	Vest tech UAS LLC.
Applicant Address:	32320 Polaris Ave-Suite 20-21 Las-Vegas NV 89102, USA
Telephone:	+1-800-720-9821
E-mail:	contact@vesttech.com
The testing was observed by the following applicant's personnel:	Mr. Nir cohen
Dates of testing:	August 2014
Test Laboratory Location:	SaYdos Ltd / ORDOS Technologies, 10 Zarhin St. Ra'anana P.O.B 2212
E-Mail:	info@ordos.co.il
Web:	www.ordos.co.il
Equipment Under Test (EUT):	Laptop radiation Blocker
S/N:	738759931374

2. EUT. Performance Verification

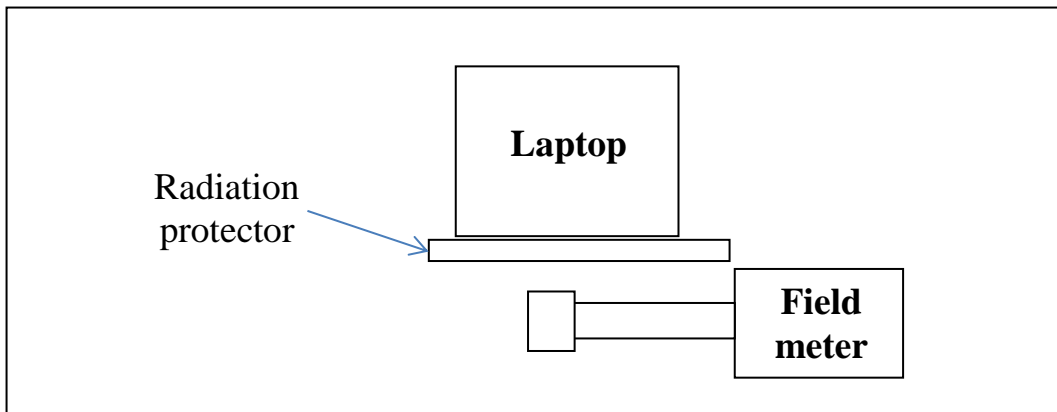
2.1. Product Description.

vestShield's is made of ferro-magnetic steel and aluminum plates - a light and practical anti-radiation shield for your laptop

Product Features:

- Diverts radiation away from user lap and body
- Ferromagnetic steel and aluminum plates
- Light and comfortable

2.2. Tested Configuration.



2.3. List of Equipment used in the tests

No	Description	Model	S.N.	Manufactured by:
Unit Under Test				
1.	EUT	Laptop radiation Blocker	738759931374	Vest tech UAS LLC

3. The global proliferation of wireless radiation is accelerating at an alarming speed.

There are growing evidences of health risks from exposure.

Every second of the day, we're constantly bombarded with electromagnetic waves such as those emitted from overhead cables, mobile phones, Laptop ovens, wireless devices, computers exc. The list is endless.

Hardly a month goes by these days without a new study revealing that smart phones are either A) ruining your life, or B) not. The scientific debate is heated, and far from resolved, but one thing is clear: by surrounding yourself with wireless devices with no protection, you may actually be playing Russian roulette with your life.

Every year 10,000 new cases of Glioma are diagnosed in the USA and heavy cell phone users show a 40% increased risk of developing that tumor.

Children are much more susceptible to EMF radiation Research shows that radiation penetrates more deeply into a child's head due to their thinner skulls. In fact, it was found that a child's growing body may absorb up to 10 times the radiation an adult's body absorbs.

Pregnant women are at greater risk - exposure to electromagnetic fields in uterus is correlated with health problems such as ADHD, emotional problems, asthma, obesity and possibly Autism Spectrum Disorders.

So as males who are interested in having kids sometime - Research has shown that cell phone radiation-exposed human sperm die three times faster, swim significantly more poorly, become more deformed, and develop significantly more damage to their DNA.

Countries around the world, as well as the European Parliament, are starting to set stricter EMF safety limits and advising limits and advise limiting radiation exposure for children, pregnant women, the elderly and people with compromised immune systems.


4. Laptop Radiation test procedure

The procedure was determined in accordance with client request

- 4.1. Establishing test points, in accordance with the Blocker device protection purpose.
- 4.2. Operating the device.
- 4.3. Measure Electro-magnetic field strength in each test point.
- 4.4. Measure magnetic field strength in each test point.
- 4.5. Placing the radiation protecting screen on its intended place.
- 4.6. Measure Electro-magnetic field strength in each test point.
- 4.7. Measure magnetic field strength in each test point.

5. Test procedure pictures

5.1. Pic #1 – test without Blocker



5.2. Pic #2 – test with Blocker



6. Description of the Test Site.

Location:		10 Zarchin St. Ra'anana
Phone:		(972)-9-7711018
Fax:		(972)-9-7711019
E-Mail:		info@ordos.co.il
Open Site Ranges:		3 and 10 meter
Turntable:		2.1 x 1.6 meter with maximum loading 1500kg, distant actuation. The turntable and the tested equipment are environmentally protected.
Antenna Mast:		1 to 4 meter
Supply Voltages:		220VAC, 3 Phases, 16A from each phase; 110VAC, 3 Phases, 32A from each phase; up to 50VDC, 30A max
Shielded room:		6.2 X 4.5 X 2.5m semi-anechoic shielded room, including indoor turntable.

7. List of Equipment used in Test.

No.	Description	Manufacturer and Model Number	Series No.	Cal. Date
1.	Electro-magnetic Field meter	Chauvin-Arnoux C.A 43	US4111027	30.11.14
2.	Magnetic Field meter	UHS	MFM5003	30.11.14

8. Test results.

8.1. Electro-Magnetic test - Without the Laptop radiation Blocker:

Laptop bottom

0.6	120	24
0.6	1.8	2
0.4	0.6	0.4

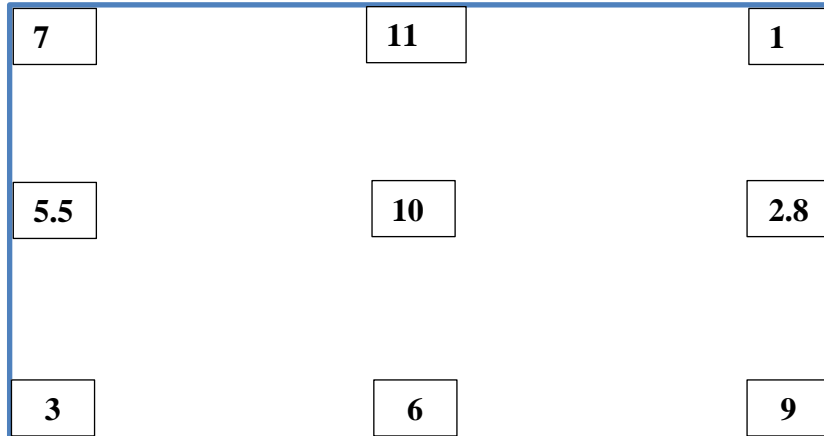
8.2. Electro-Magnetic test - With the Laptop radiation Blocker:

Laptop bottom

0.4	90	7.4
0.2	0.3	1.8
0.3	0.4	0.2

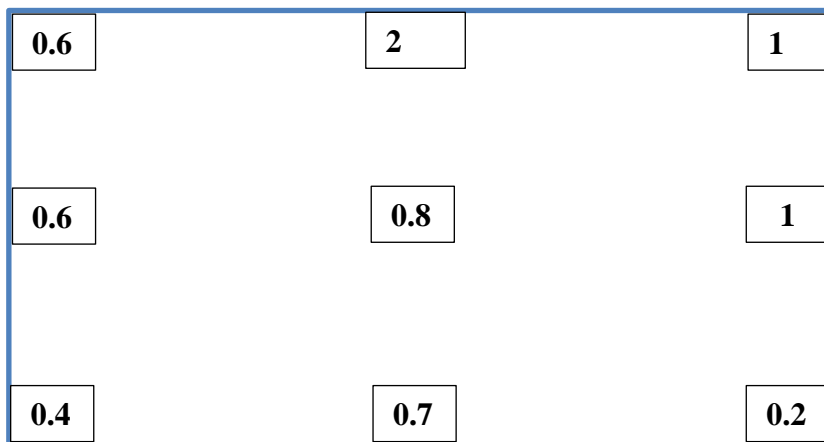
8.3. Magnetic test - Without the Laptop radiation Blocker:

Laptop bottom



8.4. Magnetic test - With the Laptop radiation Blocker:

Laptop bottom



9. Conclusion.

- 9.1.** The Laptop radiation screen protector can reduce radiation by up to 92%

- 9.2.** The area with the highest radiation emitted is the center back of the laptop. The best reduction of the protector is in the center point of the laptop bottom.